



San Francisco

Department of the Environment

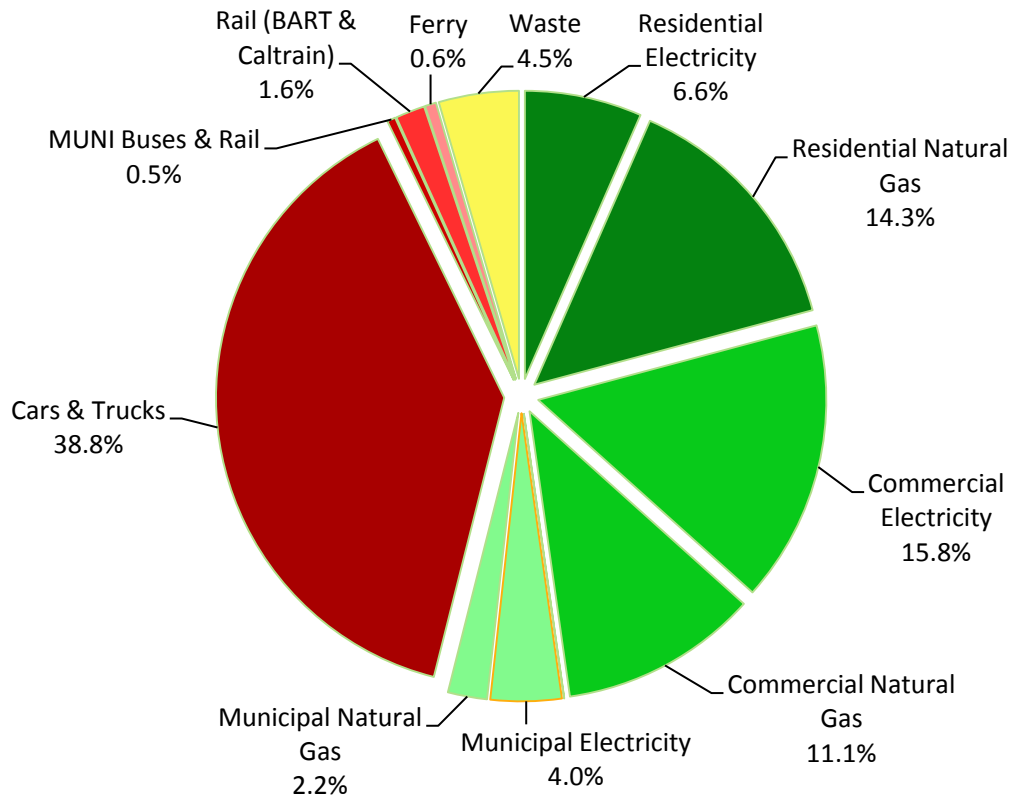
SF's Carbon Footprint: Goals, Progress, and the Future of Local Climate Action

November 1, 2011



SF Environment

2010 SF Citywide CO₂e Emissions by Sector



Source	CO ₂ e (MT)
Cars & Trucks	2,116,126
Commercial Electricity*	861,559
Residential Natural Gas	777,114
Commercial Natural Gas	605,381
Residential Electricity*	358,033
Waste	244,625
Municipal Electricity*	216,548
Municipal Natural Gas	119,843
Rail (BART & Caltrain)	89,530
Ferry	34,103
MUNI	25,650
Total:	5,448,513

**preliminary*

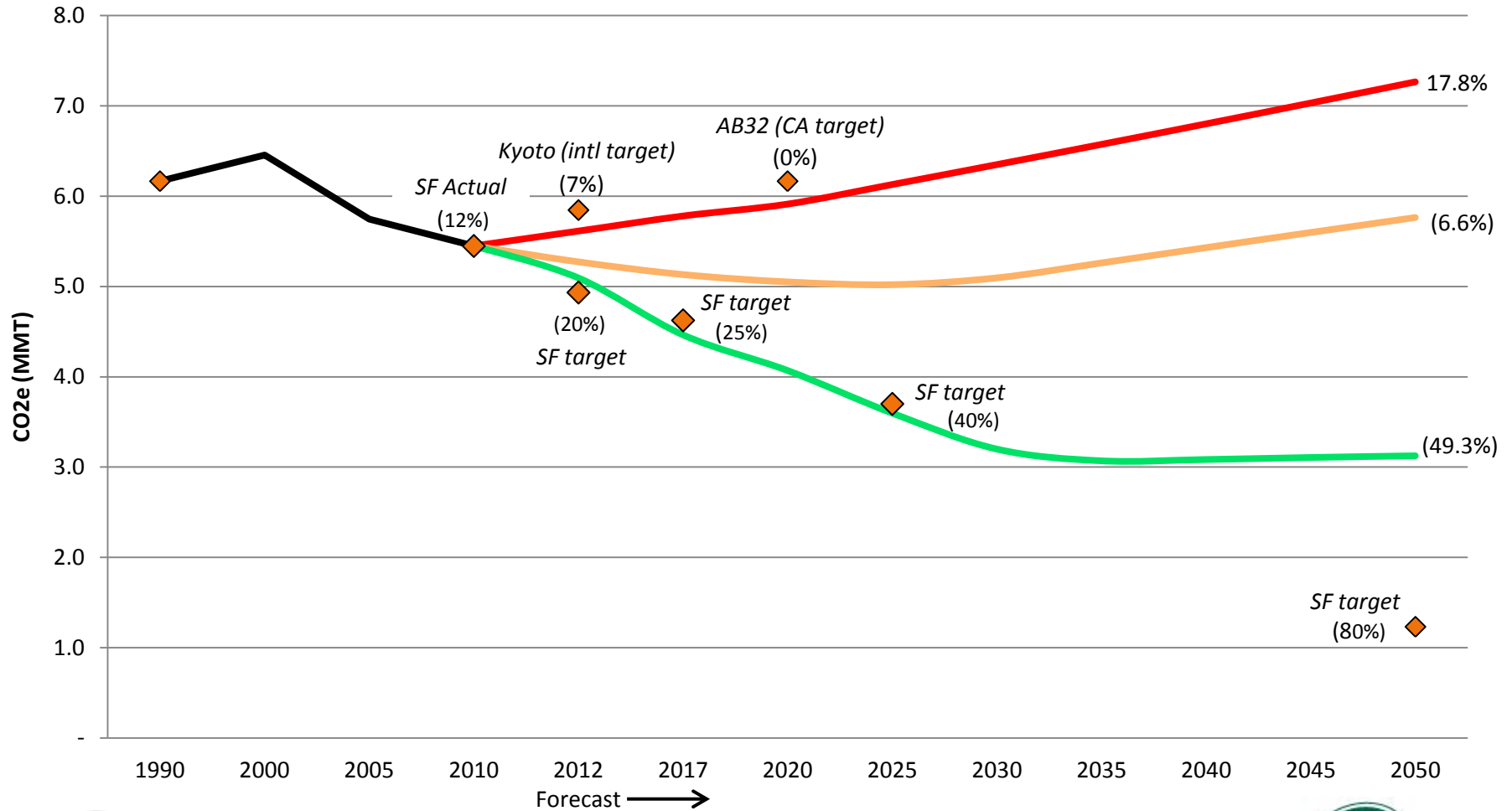
5.4 million metric tons
(12% below 1990)



SF Environment

Our home. Our city. Our planet.

SF Citywide CO₂ Emissions Are On Track to Beat Upcoming International and State Targets



◆ SF (actual)

— SF (no action)

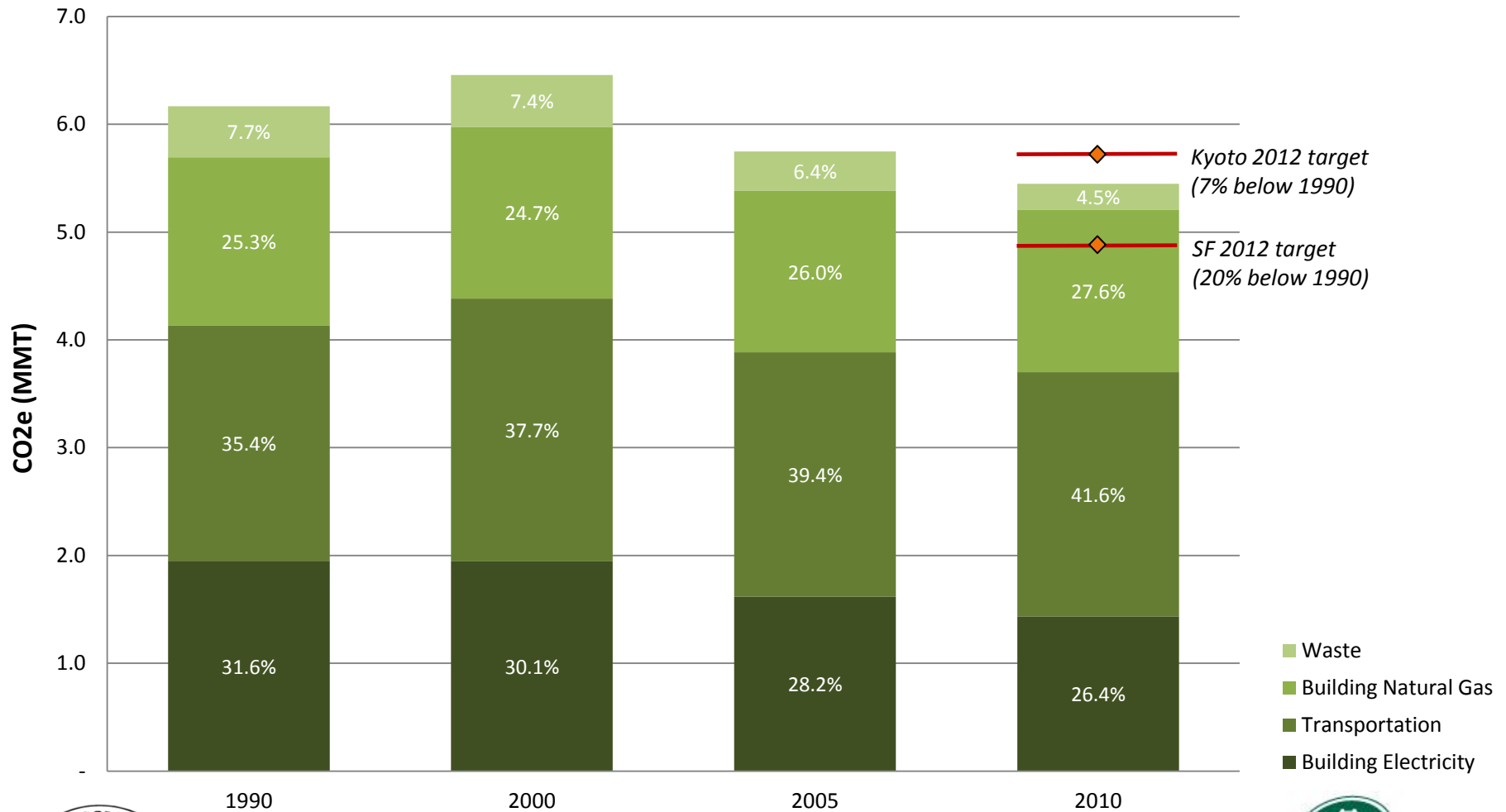
— SF (existing policies)

— SF (new measures)



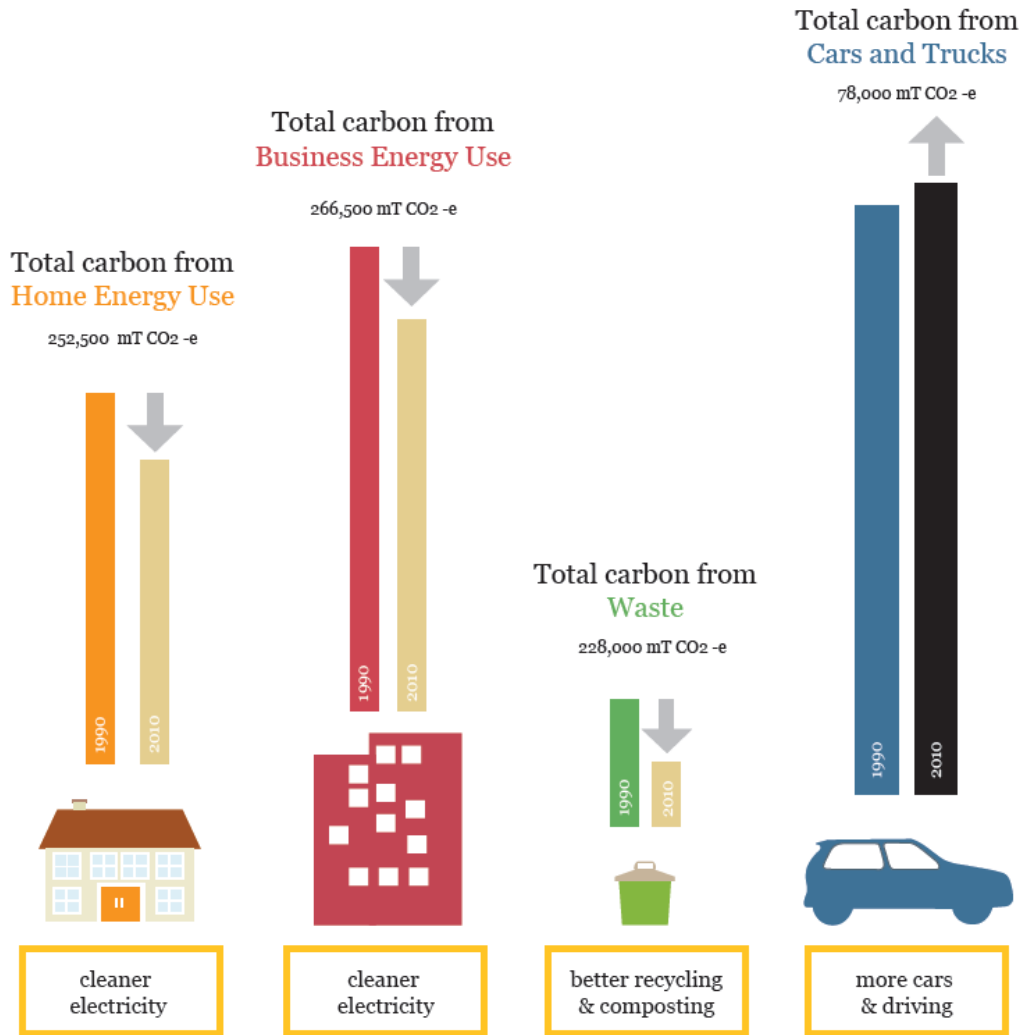
SF Environment
Our home. Our city. Our planet.

Total SF CO₂ Emissions Decline With Cleaner Electricity and More Waste Recycling



SF Environment
 Our home. Our city. Our planet.

San Francisco CO2 Emissions 1990 vs 2010



1990 total footprint: 6.2 MMT

TOTAL REDUCTION 12%

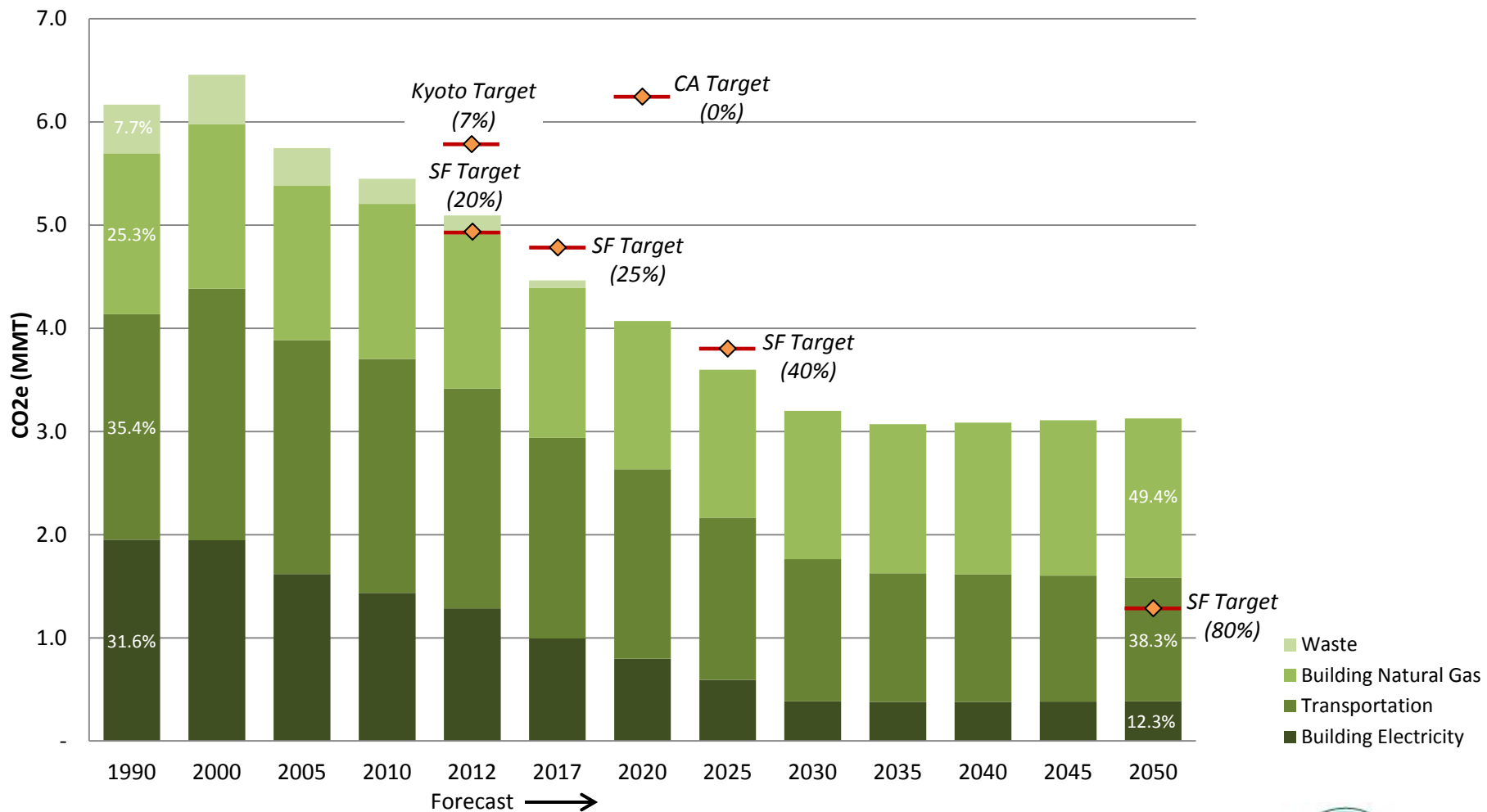
2010 total footprint: 5.4 MMT

Source: San Francisco Department of the Environment, Citywide Greenhouse Gas Inventory



SF Environment
Our home. Our city. Our planet.

SF's Climate Actions Projected to Beat Local Targets thru 2025



SF Environment
Our home. Our city. Our planet.

SF's Proposed Climate Action Strategies

- 1 100% Renewable energy plan
- 2 Implementation of the existing commercial building benchmarking ordinance
- 3 Achieve zero waste sent to landfills by 2020
- 4 Develop and expand local electric vehicle market
- 5 Implement variable rate road pricing in downtown

1

- 6 Continue Energy Watch energy efficiency program for businesses and residences
- 7 Expand SFPark meter demand pricing program
- 8 Construct a protected cycletrack network
- 9 Energy efficiency designs for new developments
- 10 Convert taxi fleet to electric vehicles
- 11 Transit-oriented development in priority development areas
- 12 Improved public transit awareness through information integration

2

- 13 Transit passes for new developments
- 14 Convert street parking to a demand pricing program
- 15 Optimize transit system fleet, storage, maintenance
- 16 Continue parking cash out program
- 17 Increased distribution of employer transit passes
- 18 Renew RECO requirement for home sales
- 19 Require hotel visitor transit passes
- 20 New development car sharing and bicycle parking
- 21 Complete build out of SF's bicycle plan
- 22 Expand participation of SF's ridesharing 511 program
- 23 Expand region transit core capacity
- 24 Develop pedestrian amenities, complete green streets and slow zones
- 25 Convert service delivery vehicles to electric vehicles
- 26 Distribute transit passes to students and staff
- 27 Coordinate transit shuttles
- 28 Expand SFGO signal synchronization
- 29 Additional capacity for existing express transit corridors
- 30 Expand bicycle sharing, parking, and electric bicycle capacity
- 31 Neighborhood travel choice programs

3



SF Environment
Our home. Our city. Our planet.